

MODEL : JS170UC DIESEL

170KW / 213KVA
Stand-by Power @ 60Hz

155KW / 194KVA
Prime Power @ 60Hz



Standard Features :

- Engine EPA-CARB, electric starter, charge alternator 12V , mech. Gov.
- Single bearing alternator IP23, insulation class H/H
- Radiator 50°C (122°F) max. T° air inlet with coolant cap
- Skid and vibration isolators
- Dry type air filter
- Microprocessor controller
- Main line circuit breaker
- 12V battery, rack and cable
- Industrial silencer (loose)
- User manual

- SDMO provides a full line of products with high quality recognized engines and alternators.
- Microprocessor Digital Control Panel is equipped as standard on all models. Options are available which meet most applications.
- Generators sets provide one-step load acceptance as per NFPA 110.
- Each and every units is factory tested. All generator sets are also prototype tested.
- A one year limited warranty covers all systems and components. Two and five years extended are also available.
- Service and parts are available from SDMO distributors as a single source of responsibility.

GENERATOR RATINGS

Voltage	Hz	Phase	P.F	Standby Amps	Standby Ratings KW/KVA	Prime Ratings KW/KVA
480/277V	60	3	0.8	256	170 / 213	155 / 194
440/254V	60	3	0.8	279	170 / 213	155 / 194
220/127V	60	3	0.8	559	170 / 213	155 / 194
208/120V	60	3	0.8	591	170 / 213	155 / 194
600/347V	60	3	0.8	205	170 / 213	155 / 194

Stand-By ratings are continuous for the duration of any power outage. No overload capacity is specified at this ratings. Prime ratings are continuous per BS 5514, DIN 6271, ISO-3046 and IEC 34-1 with 10% overload capacity one hour in twelve hours.

ENGINE DATA


Manufacturer : Model : Cylinder Arrangement : Displacement : Bore and Stroke : Compression ratio : Rated RPM : Piston Speed : Max. Power at rated RPM : Frequency regulation, no load to full load : Frequency regulation, steady state : BMEP : Governor : type, make		JOHN DEERE 6068HF150E , 4-cycle, Turbo , Air/Air DC 6 X L 6.72 L (410.1 C.I.) 106 mm (4.2 in.)x 127 mm (5.0 in.) 17 : 1 1800 Rpm 7.62 m/s (25.0 ft./s) 181 kW (243 BHP) 3-5 % 0.33 % 16.9 bar (245 psi) Mechanical, GAC	
Exhaust System Exhaust gas flow Exhaust temperature Max back pressure		Air intake Max. intake restriction Engine air flow	
Fuel System 100% 75% 50% 25% Total fuel flow		Coolant System Ambient Temperature Radiator & engine capacity Max water temperature Outlet water temperature Fan power Fan air flow Engine heat rejection	
Oil System Total oil capacity w/filters Oil Pressure low idle Oil Pressure rated RPM		Emissions HC, gr/kwh (gr/BHP) CO, gr/kwh (gr/BHP) NOx, gr/kwh (gr/BHP)	
530 L/s (1123 cfm) 533 °C (991 °F) 750 mm CE (30 in. WG)		625 mm CE (25 in. WG) 213 L/s (451 cfm)	
45 L/h (11.9 gal/hr) 32 L/h (8.5 gal/hr) 21 L/h (5.5 gal/hr) 112 L/h (29.6 gal/hr)		50°C (122°F) 25.8 L (6.8 gal) 105 °C (221 °F) 93 °C (199 °F) 5 kW 4.4 m ³ /s (9324 cfm) 123 kW (6994 Btu/mn)	
21.5 L (5.7 gal) 1 bar (14.5 psi) 5 bar (72.5 psi)		0.36 (0.48) 0.65 (0.87) 4.87 (6.53)	

ALTERNATOR SPECIFICATIONS

Manufacturer :	Leroy Somer	<ul style="list-style-type: none"> • Leroy Somer is a branch of Emerson Electric Inc. • Compliance with NEMA MG21, UTE NF C51.111, VDE 0530, BS 4999, CSA standards. • 2/3 pitch, 12 leads reconnectable. • Low reactance ($X''d < 12\%$). • Self protected against short circuit. • Vacuum-impregnated windings with epoxy varnish. IP23 drip proof • PMG is an option and allows sustained short circuit current of up to 300% of rated current for up to 10 seconds.
Type :	LSA461M3	
Pole : number	4	
Exciter type :	AREP	
Insulation : class, temperature rise	H / H	
Voltage regulator :	R448	
Bearing : number, type :	1 , Sealed	
Coupling :	Direct	
Voltage regulation 0 to 100% load :	+/- 1%	
Recovery time (20% Volt dip) ms :	< 500 ms	
Reactance $X''d$, % :	11.4 %	
Heat rejection KW :	14.40 kW	
<i>Peak motor starting KVA :</i> (Maximum at 35% voltage dip)		
480V : SHUNT / With PMG	550/ 550	
600V :	488	

CONTROL PANEL

Microprocessor control panel is available on all the models. Compatible with 12 or 24 Volts Engine electrical systems.

	<p>Standard features :</p> <p>AC voltmeter, AC ammeter, Frequency meter, Engine shutdown : Oil pressure, High water temperature, Low water level, Overspeed, Overcrank. Engine parameters : Oil pressure, Water temperature, Fuel level, Running time meter, Battery voltage. Emergency Stop Button, Internal clock. Communication via a RS485 for remote management (software is an option)</p>
---	--

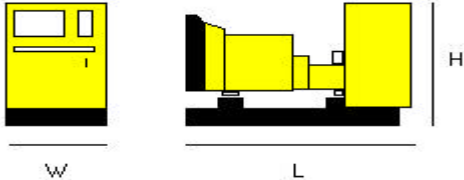
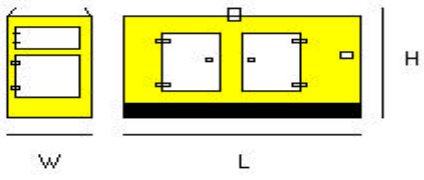
Optional :

- NFPA 110 level 1
- Remote annunciator for NFPA 110 Level 1

OPTIONS

<p>Engine and Radiator</p> <ul style="list-style-type: none"> <input type="checkbox"/> Isochronous governor <input type="checkbox"/> Heat shield protection <input type="checkbox"/> Oil drain extension <input type="checkbox"/> Heavy duty air filter <input type="checkbox"/> Lube oil drain pump <input type="checkbox"/> Radiator core guard <input type="checkbox"/> Battery charger <input type="checkbox"/> Block heater <p>Fuel</p> <ul style="list-style-type: none"> <input type="checkbox"/> Day tank <input type="checkbox"/> Subbase fuel tanks UL <input type="checkbox"/> Water separator fuel filter 	<p>Alternator</p> <ul style="list-style-type: none"> <input type="checkbox"/> Anti condensation heater <input type="checkbox"/> Enforced impregnation <input type="checkbox"/> Oversized alternator <input type="checkbox"/> PMG + Regulator <p>Exhaust</p> <ul style="list-style-type: none"> <input type="checkbox"/> Residential silencer <input type="checkbox"/> Critical silencer <input type="checkbox"/> Flexible exhaust conn. <p>Enclosure</p> <ul style="list-style-type: none"> <input type="checkbox"/> Silent 70db @ 23 Ft (stby) <input type="checkbox"/> Weather protective 	<p>Control panel</p> <ul style="list-style-type: none"> <input type="checkbox"/> NFPA110 level 1 <input type="checkbox"/> Remote annunciator <input type="checkbox"/> Oil temperature shutdown <input type="checkbox"/> Paralleling system <p>Literature</p> <ul style="list-style-type: none"> <input type="checkbox"/> Parts <input type="checkbox"/> Maintenance <p>Warranty</p> <ul style="list-style-type: none"> <input type="checkbox"/> Extended warranty 2 years <input type="checkbox"/> Extended warranty 5 years
--	---	---

Weights and Dimensions

<p>Open model</p> <p>Overall size l x w x h : 2415 mm x 945 mm x 1745 mm 95 in. x 37 in. x 68 in.</p> <p>Weight : 1610 Kg Net 1910 Kg ODM 3548 lbs Net 4209 lbs ODM</p> <div style="text-align: center;">  </div>	<p>Sound attenuated (silencer mounted inside)</p> <p>Overall size l x w x h : 3735 mm x 1270 mm x 1760 mm 147 in. x 49 in. x 69 in.</p> <p>Weight: 2290 Kg Net 2680 Kg ODM 5046 lbs Net 5906 lbs ODM</p> <div style="text-align: center;">  </div>